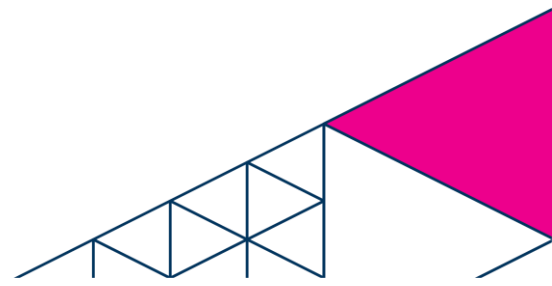


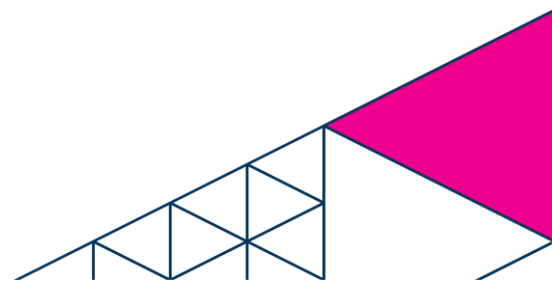
SHRSC – FLY SHOOT
28th – 29th May 2022
TWO GUN (RIMFIRE & CENTRE FIRE)

Place	Name	Rimfire	Centre Fire	Total
1	Matt Riches	237.01	239.02	476.03
2	Tim Pavey	210.00	263.08	473.08
3	Ken Perrin	235.04	236.01	471.05
4	Richard Bailey	217.02	251.02	468.04
5	Fred Blacker	213.02	246.02	459.04
6	William Bailey	216.02	231.02	447.04
7	Vincent Vaina	192.01	244.04	436.05
8	Rod Davies	206.02	228.02	434.04
9	Peter Cross	219.02	207.02	426.04
10	Warren Gardiner	191.02	229.02	420.04
11	David Dundas	198.00	213.03	411.03
12	Bob Coulter	191.02	210.02	401.04
13	Stephen Ball	220.01	180.03	400.04
14	Malcolm Ambrose	203.02	192.02	395.04
15	Robert Bernard	201.01	194.01	395.02
16	Michael Bennett	173.01	208.02	381.03
17	Bruce Yalden	160.00	221.01	381.01
18	Jack Lipko	188.02	178.02	366.04
19	Kathy Dundas	190.02	176.00	366.02
20	Keith Dowel	194.02	171.00	365.02
21	Justin Everett	172.00	192.02	364.02
21	Steven Monck	158.01	206.01	364.02
23	Carol Berg Von Lindhe	178.00	185.01	363.01
24	Ivan Wilson	183.00	176.00	359.00
25	Raymond Ambrose	163.00	182.02	345.02
26	Bruce Blacker	167.02	175.02	342.04
27	Cheryl Ball	157.01	185.02	342.03
28	Sean Ambrose	142.02	195.01	337.03
29	Craig Ginger	112.01	201.03	313.04
30	John Foale	161.00	54.00	215.00



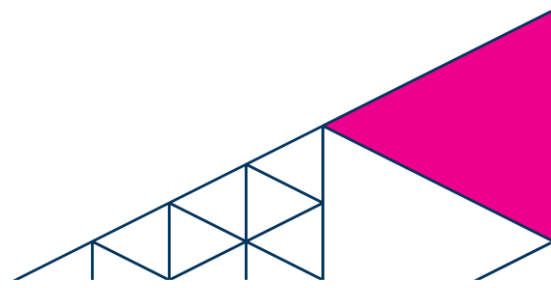
SHRSC – FLY SHOOT
28th – 29th May 2022
TWO GUN (CENTRE FIRE)

Place	Name	Light Gun	Heavy Gun	Total
1	Tim Pavey	263.08	216.03	479.11
2	Ken Perrin	236.01	231.01	467.02
3	Matt Riches	239.02	225.02	464.04
4	Vincent Vaina	244.04	213.02	457.06
5	Rod Davies	228.02	225.02	453.04
6	Blake Savage	220.00	230.03	450.03
7	Bob Coulter	210.02	207.02	417.04
8	Warren Gardiner	229.02	185.00	414.02
9	Steven Monck	206.01	203.03	409.04
10	Michael Difford	213.02	193.03	406.05
11	Andy Santa	219.03	172.02	391.05
12	Bruce Yalden	221.01	170.00	391.01
13	Peter Cross	183.05	207.02	390.07
14	Craig Ginger	201.03	178.00	379.03
15	Mark Welsh	164.00	198.02	362.02
16	Cheryl Ball	180.03	180.01	360.04
17	Stephen Ball	180.03	180.01	360.04
18	Carol Berg Von Lindhe	185.01	172.00	357.01
19	David Zucconi	133.02	218.02	351.04
20	Justin Everett	192.02	150.00	342.02
21	Bruce Blacker	175.02	166.02	341.04
22	Michael Bennett	208.02	111.00	319.02
23	Richard Smith	125.01	97.00	222.01



SHRSC – FLY SHOOT
28th – 29th May 2022
THREE GUN

Place	Name	Light Gun	Heavy Gun	Rimfire	Total
1	Ken Perrin	236.01	231.01	235.04	702.06
2	Matt Riches	239.02	225.02	237.01	701.05
3	Tim Pavey	263.08	216.03	210.00	689.11
4	Rod Davies	228.02	225.02	206.02	659.06
5	Vincent Vaina	244.04	213.02	192.01	649.07
6	Peter Cross	183.05	207.02	219.02	609.09
7	Bob Coulter	210.02	207.02	191.02	608.06
8	Warren Gardiner	229.02	185.00	191.02	605.04
9	Stephen Ball	180.03	180.01	220.01	580.05
10	Steven Monck	206.01	203.03	158.01	567.05
11	Bruce Yalden	221.01	170.00	160.00	551.01
12	Carol Berg Von Lindhe	185.01	172.00	178.00	535.01
13	Cheryl Ball	180.03	180.01	157.01	517.05
14	Justin Everett	192.02	150.00	172.00	514.02
15	Bruce Blacker	175.02	166.02	167.02	508.06
16	Michael Bennett	208.02	111.00	173.01	492.03
17	Craig Ginger	201.03	178.00	112.01	491.04



SHRSC – FLY SHOOT
28th – 29th May 2022
500m - HEAVY GUN LEADER BOARD

Place	Name	A			B			C			D			E			Total	Fly Count
		Pts	Gr	Total	Pts	Gr	Total	Pts	Gr	Total	Pts	Gr	Total	Pts	Gr	Total		
1	Richard Bailey	37.00	5	42.00	39.00	7	46.00	48.01	9	57.01	47.00	9	56.00	42.01	8	50.01	251.02	2
2	Jamie Calleja	47.00	8	55.00	43.01	7	50.01	41.01	7	48.01	47.00	8	55.00	31.01	3	34.01	242.03	3
3	William Bailey	38.01	5	43.01	39.00	7	46.00	39.00	6	45.00	43.00	7	50.00	41.00	6	47.00	231.01	1
3	Ken Perrin	37.00	7	44.00	37.00	7	44.00	45.00	7	52.00	31.00	5	36.00	47.01	8	55.01	231.01	1
5	Blake Savage	38.01	7	45.01	44.00	8	52.00	29.00	6	35.00	40.02	7	47.02	44.00	7	51.00	230.03	3
6	Rod Davies	41.00	8	49.00	39.01	5	44.01	36.01	5	41.01	31.00	7	38.00	45.00	8	53.00	225.02	2
6	Matt Riches	41.01	7	48.01	31.00	5	36.00	36.00	6	42.00	37.01	8	45.01	46.00	8	54.00	225.02	2
8	David Zucconi	35.00	8	43.00	37.00	7	44.00	35.00	6	41.00	38.02	6	44.02	39.00	7	46.00	218.02	2
9	Tim Pavey	41.01	7	48.01	36.01	6	42.01	37.00	6	43.00	44.01	8	52.01	31.00	0	31.00	216.03	3
10	Vincent Vaina	40.00	7	47.00	45.01	7	52.01	41.01	7	48.01	16.00	3	19.00	40.00	7	47.00	213.02	2
11	Brian Wray	23.00	4	27.00	42.00	9	51.00	40.00	7	47.00	42.00	6	48.00	35.00	5	40.00	213.00	0
12	Peter Cross	28.00	5	33.00	43.01	7	50.01	42.00	6	48.00	28.00	2	30.00	39.01	7	46.01	207.02	2
12	Bob Coulter	44.01	8	52.01	39.00	7	46.00	30.00	2	32.00	23.00	2	25.00	44.01	8	52.01	207.02	2
14	Steven Monck	29.00	4	33.00	42.00	7	49.00	37.01	4	41.01	43.02	8	51.02	24.00	5	29.00	203.03	3
15	Mark Welsh	24.00	5	29.00	40.00	7	47.00	22.00	4	26.00	41.01	8	49.01	39.01	8	47.01	198.02	2
16	Robert Bernard	32.00	4	36.00	30.00	5	35.00	44.01	8	52.01	41.00	7	48.00	23.00	0	23.00	194.01	1
17	Michael Difford	43.01	7	50.01	38.01	6	44.01	31.00	5	36.00	36.01	6	42.01	17.00	4	21.00	193.03	3
18	Anthony Weston	30.01	5	35.01	47.01	8	55.01	26.00	3	29.00	27.00	2	29.00	37.00	6	43.00	191.02	2
19	Warren Gardiner	34.00	6	40.00	41.00	6	47.00	20.00	4	24.00	32.00	4	36.00	32.00	6	38.00	185.00	0
20	Stephen Ball	34.01	5	39.01	36.00	7	43.00	35.00	4	39.00	18.00	4	22.00	31.00	6	37.00	180.01	1
21	Craig Ginger	41.00	7	48.00	29.00	5	34.00	28.00	4	32.00	20.00	6	26.00	33.00	5	38.00	178.00	0
22	Ivan Wilson	35.00	6	41.00	34.00	5	39.00	32.00	6	38.00	29.00	1	30.00	22.00	6	28.00	176.00	0




SHRSC – FLY SHOOT
28th – 29th May 2022
500m - HEAVY GUN LEADER BOARD

23	Andy Santa	32.01	4	36.01	29.00	6	35.00	33.01	5	38.01	23.00	6	29.00	30.00	4	34.00	172.02	2
24	Carol Berg Von Lindhe	35.00	6	41.00	37.00	8	45.00	25.00	4	29.00	18.00	3	21.00	31.00	5	36.00	172.00	0
25	Bruce Yalden	30.00	5	35.00	27.00	8	35.00	31.00	5	36.00	19.00	2	21.00	37.00	6	43.00	170.00	0
26	Bruce Blacker	32.01	5	37.01	32.00	5	37.00	38.01	7	45.01	13.00	1	14.00	28.00	5	33.00	166.02	2
27	Justin Everett	14.00	4	18.00	28.00	5	33.00	25.00	5	30.00	35.00	5	40.00	25.00	4	29.00	150.00	0
28	Cheryl Ball	17.00	3	20.00	26.00	6	32.00	23.00	4	27.00	30.00	5	35.00	20.00	4	24.00	138.00	0
29	Michael Bennett	0.00	0	0.00	32.00	5	37.00	12.00	2	14.00	21.00	4	25.00	30.00	5	35.00	111.00	0
30	Richard Smith	14.00	2	16.00	29.00	4	33.00	8.00	0	8.00	20.00	4	24.00	15.00	1	16.00	97.00	0
31	John Foale	9.00	0	9.00	10.00	1	11.00	16.00	5	21.00	4.00	0	4.00	9.00	0	9.00	54.00	0

Highest Target – Richard Bailey – 57.01

Small Group – Richard Bailey – 1.89”



SHRSC – FLY SHOOT
28th – 29th May 2022
500m - LIGHT GUN LEADER BOARD

Place	Name	A			B			C			D			E			Total	Fly Count
		Pts	Gr	Total	Pts	Gr	Total	Pts	Gr	Total	Pts	Gr	Total	Pts	Gr	Total		
1	Tim Pavey	49	9	58.02	50.03	9	59.03	43.01	7	50.01	47.02	8	55.02	35.00	6	41.00	263.08	8
2	Fred Blacker	47.01	8	55.01	43.01	7	50.01	44.00	7	51.00	44.00	8	52.00	32.00	6	38.00	246.02	2
3	Vincent Vaina	46.00	8	54.00	41.02	6	47.02	48.01	9	57.01	38.01	6	44.01	36.00	6	42.00	244.04	4
4	Matt Riches	42.00	8	50.00	40.00	7	47.00	44.00	7	51.00	39.01	5	44.01	39.01	8	47.01	239.02	2
5	Ken Perrin	0.00	8	53.00	42.00	7	49.00	42.01	8	50.01	41.00	7	48.00	30.00	6	36.00	236.01	1
6	Warren Gardiner	41.00	6	47.00	38.00	6	44.00	44.01	7	51.01	40.01	8	48.01	33.00	6	39.00	229.02	2
7	Rod Davies	43.00	8	51.00	36.01	6	42.01	48.01	9	57.01	37.00	6	43.00	28.00	7	35.00	228.02	2
8	Bruce Yalden	49.01	8	57.01	35.00	4	39.00	35.00	6	41.00	40.00	6	46.00	32.00	6	38.00	221.01	1
9	Blake Savage	41.00	7	48.00	31.00	5	36.00	38.00	6	44.00	43.00	7	50.00	37.00	5	42.00	220.00	0
10	Andy Santa	46.02	7	53.02	37.01	7	44.01	34.00	6	40.00	42.00	7	49.00	29.00	4	33.00	219.03	3
11	David Dundas	26.00	4	30.00	40.00	7	47.00	39.02	5	44.02	38.00	8	46.00	39.01	7	46.01	213.03	3
12	Michael Difford	32.00	5	37.00	39.00	7	46.00	48.02	8	56.02	36.00	6	42.00	27.00	5	32.00	213.02	2
13	Bob Coulter	45.02	8	53.02	20.00	3	23.00	41.00	7	48.00	47.00	8	55.00	28.00	3	31.00	210.02	2
14	Michael Bennett	44.00	7	51.00	33.00	5	38.00	35.01	7	42.01	29.00	7	36.00	35.01	6	41.01	208.02	2
15	Steven Monck	15.00	0	15.00	47.00	8	55.00	46.01	7	53.01	32.00	4	36.00	41.00	6	47.00	206.01	1
16	Craig Ginger	40.02	5	45.02	38.00	8	46.00	41.00	8	49.00	31.01	5	36.01	22.00	3	25.00	201.03	3
17	Brian Taylor	33.00	5	38.00	37.01	6	43.01	42.00	7	49.00	29.00	4	33.00	29.01	5	34.01	197.02	2
18	Sean Ambrose	37.01	7	44.01	37.00	6	43.00	33.00	5	38.00	21.00	4	25.00	39.00	6	45.00	195.01	1
19	Justin Everett	36.00	5	41.00	38.00	5	43.00	33.00	5	38.00	26.01	3	29.01	35.01	6	41.01	192.02	2
19	Malcolm Ambrose	33.00	6	39.00	35.00	6	41.00	30.00	5	35.00	29.01	2	31.01	38.01	8	46.01	192.02	2
21	Cheryl Ball	32.00	4	36.00	41.01	8	49.01	32.01	6	38.01	37.00	8	45.00	15.00	2	17.00	185.02	2
22	Carol Berg Von Lindhe	33.00	5	38.00	36.01	5	41.01	36.00	6	42.00	35.00	6	41.00	20.00	3	23.00	185.01	1

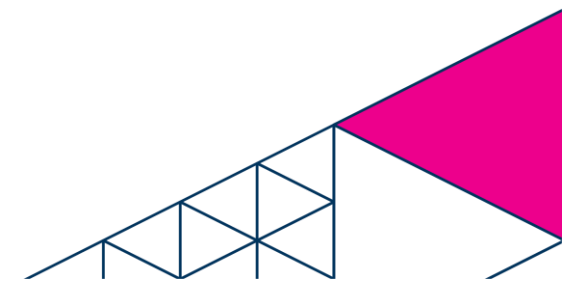


SHRSC – FLY SHOOT
28th – 29th May 2022
500m - LIGHT GUN LEADER BOARD

23	Daniel Taylor	41.01	7	48.01	28.00	7	35.00	32.00	6	38.00	27.01	3	30.01	28.00	5	33.00	184.02	2
24	Peter Cross	45.02	8	53.02	44.01	8	52.01	38.00	7	45.00	23.01	0	23.01	10.01	0	10.01	183.05	5
25	Raymond Ambrose	38.00	6	44.00	15.00	4	19.00	40.02	6	46.02	38.00	6	44.00	26.00	3	29.00	182.02	2
26	Stephen Ball	36.01	6	42.01	25.00	3	28.00	38.02	5	43.02	33.00	7	40.00	24.00	3	27.00	180.03	3
27	Jack Lipko	24.00	3	27.00	37.01	1	38.01	30.00	6	36.00	41.01	7	48.01	25.00	4	29.00	178.02	2
28	Kathy Dundas	36.00	6	42.00	25.00	3	28.00	31.00	4	35.00	36.00	5	41.00	27.00	3	30.00	176.00	0
29	Bruce Blacker	47.00	8	55.00	34.02	6	40.02	24.00	6	30.00	26.00	2	28.00	22.00	0	22.00	175.02	2
30	Keith Dowel	30.00	6	36.00	21.00	6	27.00	24.00	5	29.00	29.00	6	35.00	38.00	6	44.00	171.00	0
31	Mark Welsh	36.00	7	43.00	24.00	7	31.00	25.00	4	29.00	27.00	3	30.00	26.00	5	31.00	164.00	0
32	David Zucconi	25.01	3	28.01	21.00	3	24.00	27.00	5	32.00	14.01	0	14.01	35.00	0	35.00	133.02	2
33	Max Coady	26.00	4	30.00	33.00	7	40.00	18.00	6	24.00	4.00	7	11.00	17.00	4	21.00	126.00	0
34	Richard Smith	5.00	0	5.00	26.00	6	32.00	24.00	5	29.00	27.01	7	34.01	20.00	5	25.00	125.01	1

Highest Target – Tim Pavey – 59.03

Small Group – Tim Pavey – 1.114”



SHRSC – FLY SHOOT
28th – 29th May 2022
200yards - RIMFIRE LEADER BOARD

Place	Name	A			B			C			D			E			Total	Fly Count
		Pts	Gr	Total	Pts	Gr	Total	Pts	Gr	Total	Pts	Gr	Total	Pts	Gr	Total		
1	Matt Riches	41.00	9	50.00	42.00	7	49.00	50.01	9	59.01	33.00	6	39.00	34.00	6	40.00	237.01	1
2	Ken Perrin	35.00	6	41.00	49.02	9	58.02	47.01	8	55.01	28.00	6	34.00	41.01	6	47.01	235.04	4
3	Stephen Ball	35.00	6	41.00	39.00	7	46.00	36.01	6	42.01	42.00	8	50.00	35.00	6	41.00	220.01	1
4	Peter Cross	34.00	6	40.00	39.00	6	45.00	34.00	4	38.00	43.01	7	50.01	40.01	6	46.01	219.02	2
5	Richard Bailey	44.00	8	52.00	41.01	7	48.01	35.01	8	43.01	44.00	8	52.00	19.00	3	22.00	217.02	2
6	William Bailey	39.01	7	46.01	32.01	5	37.01	41.00	6	47.00	37.00	7	44.00	36.00	6	42.00	216.02	2
7	Fred Blacker	43.00	7	50.00	32.00	5	37.00	39.00	6	45.00	36.01	5	41.01	34.01	6	40.01	213.02	2
8	Edward McGrann	36.00	6	42.00	36.00	5	41.00	40.01	7	47.01	29.00	4	33.00	42.00	8	50.00	213.01	1
9	Tim Pavey	42.00	6	48.00	29.00	5	34.00	46.00	8	54.00	30.00	5	35.00	34.00	5	39.00	210.00	0
10	Rod Davies	40.01	7	47.01	41.00	8	49.00	34.01	5	39.01	34.00	6	40.00	26.00	5	31.00	206.02	2
11	Brian Mitchell	39.00	6	45.00	40.00	6	46.00	30.00	4	34.00	28.00	4	32.00	41.00	7	48.00	205.00	0
12	Malcolm Ambrose	40.02	6	46.02	40.00	7	47.00	30.00	6	36.00	31.00	6	37.00	32.00	5	37.00	203.02	2
13	Robert Bernard	48.01	9	57.01	42.00	7	49.00	24.00	6	30.00	37.00	6	43.00	21.00	1	22.00	201.01	1
14	David Dundas	33.00	5	38.00	39.00	6	45.00	31.00	7	38.00	37.00	8	45.00	27.00	5	32.00	198.00	0
15	Keith Dowel	36.00	6	42.00	31.00	4	35.00	47.02	8	55.02	28.00	0	28.00	29.00	5	34.00	194.02	2
16	Vincent Vaina	36.01	6	42.01	32.00	4	36.00	40.00	7	47.00	32.00	6	38.00	26.00	3	29.00	192.01	1
17	Corbin Parker	48.00	8	56.00	26.00	8	34.00	29.00	4	33.00	27.00	5	32.00	31.00	6	37.00	192.00	0
18	Warren Gardiner	23.00	4	27.00	37.00	7	44.00	34.00	5	39.00	25.01	2	27.01	46.01	8	54.01	191.02	2
18	Bob Coulter	37.00	6	43.00	32.01	4	36.01	39.00	6	45.00	25.00	5	30.00	31.01	6	37.01	191.02	2
20	Kathy Dundas	28.00	6	34.00	35.00	6	41.00	41.00	7	48.00	20.01	2	22.01	38.01	7	45.01	190.02	2
21	Jack Lipko	32.01	7	39.01	32.00	6	38.00	42.01	7	49.01	25.00	3	28.00	30.00	4	34.00	188.02	2
22	Janette Mitchell	15.00	8	23.00	33.00	5	38.00	42.00	7	49.00	27.00	5	32.00	36.01	7	43.01	185.01	1



SHRSC – FLY SHOOT
28th – 29th May 2022
200yards - RIMFIRE LEADER BOARD

23	Ivan Wilson	31.00	6	37.00	34.00	6	40.00	39.00	6	45.00	19.00	2	21.00	33.00	7	40.00	183.00	0
24	Carol Berg Von Lindhe	32.00	5	37.00	36.00	6	42.00	29.00	4	33.00	30.00	7	37.00	23.00	6	29.00	178.00	0
25	Michael Bennett	31.00	6	37.00	20.00	4	24.00	29.00	4	33.00	31.01	4	35.01	37.00	7	44.00	173.01	1
26	Justin Everett	42.00	7	49.00	29.00	4	33.00	26.00	6	32.00	27.00	4	31.00	22.00	5	27.00	172.00	0
27	Bruce Blacker	15.00	2	17.00	32.01	5	37.01	36.00	7	43.00	24.00	3	27.00	37.01	6	43.01	167.02	2
28	Raymond Ambrose	15.00	3	18.00	28.00	3	31.00	38.00	6	44.00	31.00	7	38.00	32.00	0	32.00	163.00	0
29	John Foale	27.00	5	32.00	35.00	7	42.00	33.00	5	38.00	22.00	1	23.00	23.00	3	26.00	161.00	0
30	Bruce Yalden	25.00	4	29.00	24.00	3	27.00	36.00	7	43.00	27.00	3	30.00	27.00	4	31.00	160.00	0
31	Scott Benson	32.00	5	37.00	23.01	3	26.01	30.00	3	33.00	18.00	1	19.00	36.01	7	43.01	158.02	2
32	Steven Monck	32.00	6	38.00	21.00	1	22.00	35.00	5	40.00	30.01	6	36.01	19.00	3	22.00	158.01	1
33	Cheryl Ball	26.00	5	31.00	26.00	5	31.00	32.01	5	37.01	24.00	4	28.00	30.00	0	30.00	157.01	1
34	John Gilbert	32.00	5	37.00	33.00	5	38.00	15.01	1	16.01	23.01	5	28.01	29.01	6	35.01	154.03	3
35	Robert Eager	29.00	4	33.00	32.00	4	36.00	21.00	1	22.00	28.00	4	32.00	23.00	4	27.00	150.00	0
36	Sean Ambrose	27.00	4	31.00	19.00	2	21.00	25.00	2	27.00	23.00	2	25.00	33.02	5	38.02	142.02	2
37	James Kellas	35.01	5	40.01	20.00	6	26.00	15.00	0	15.00	26.00	6	32.00	19.00	2	21.00	134.01	1
38	Brad McRae	32.00	7	39.00	18.00	1	19.00	16.00	2	18.00	4.00	4	8.00	27.00	2	29.00	113.00	0
39	Craig Ginger	29.00	3	32.00	30.01	4	34.01	11.00	2	13.00	19.00	1	20.00	13.00	0	13.00	112.01	1

Highest Target – Matt Riches – 59.01

Small Group – Ken Perrin – 1.569”

